



## **GEM COLLECTION**

Gem is the wide collection that introduced marble inspired visuals into the krypton range.

### *Think elegant*

*The gem series is synonymous with quality and elegance. thank to the unique marble pattern and polished finish, the material has a delicate appearance that imbues spaces with contemporary character and a touch of sophistication*



## **MARBLE ECO-FASCINATION**

Marble has become a trendy material.

Nevertheless, its extraction implies an important impact on the environment. Thanks to the most advanced technologies in ceramic manufacturing, at seron, we have obtained a series of collections that reproduce to the finest detail of the aesthetic and tactile characteristics of this material, with an environment-friendly result. Thus, we can propose the experience of scarce marbles whose extraction is highly limited.



## **CLASSIC AND CONTEMPORARY**

For centuries, marble has been an inspiration to architects and sculptors.

It is a very noble material that fascinates with its elegance and all that it means. We have created a series of collections of ceramic marble that capture the historical essence of marble, but adapting it to contemporary aesthetic trends.


*A design with the seal of elegance that only the real classics possess. Everlasting and eternal.*

## **A SEARCH FOR THE BEST MATERIALS**



We have traveled the whole world  
in order to find the most unusual,  
precious marbles

*From the passion to offer the most exclusive, unique  
materials, ceramic marble collections are born.*



# **GLOSSY SERIES**

600x1200 mm


# FEATURES



# REVOLUTIONARY TECHNOLOGY



STRONG



LITE



FLEXIBLE




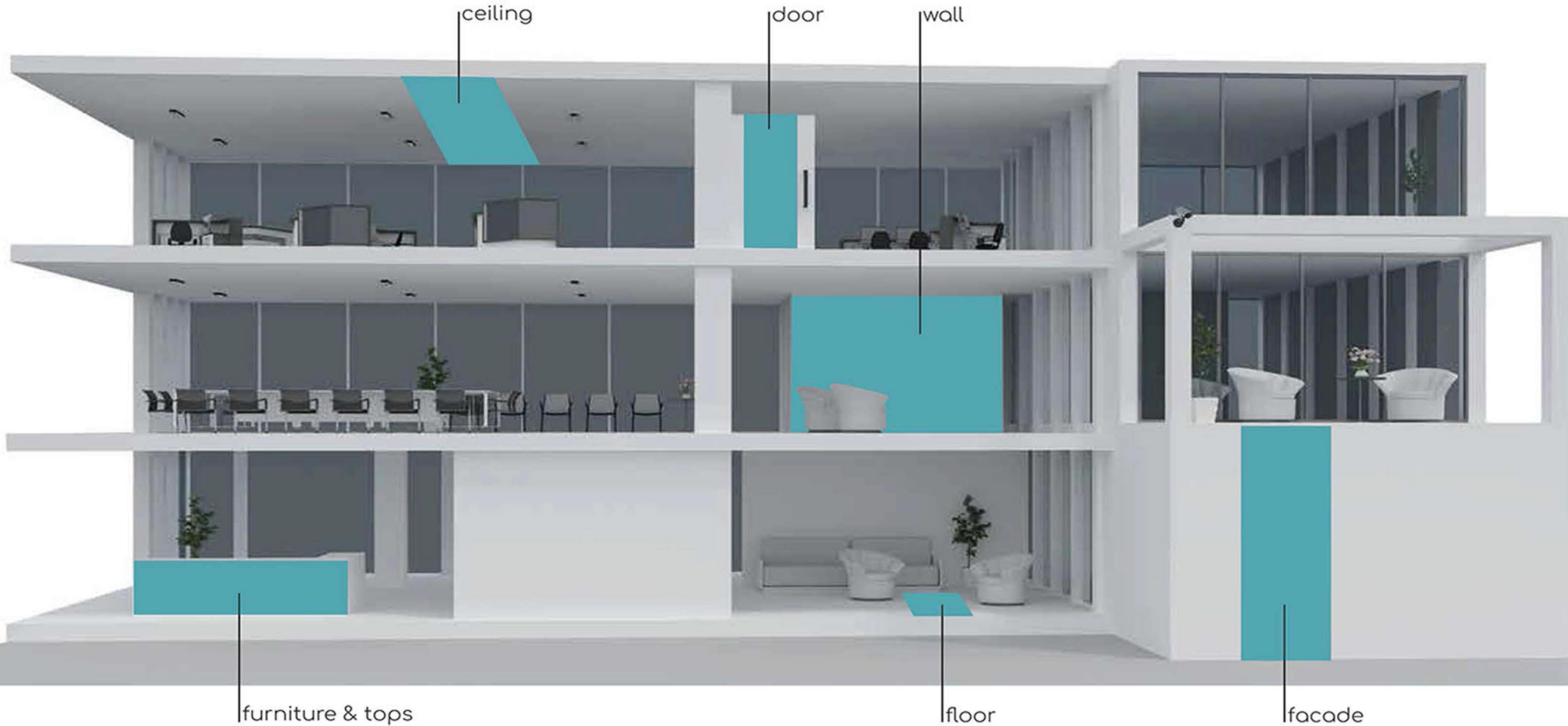
EASY TO CUT



ECO FRIENDLY

# EVERYWHERE YOU LIKE

Taking account of the material's Key qualities, including strength, thermal shock resistance, low thickness and easy of working, the GEM large-size slabs extends the fields of use of porcelain. The GEM collection giving enormous creative freedom to architects and interior designer, who appreciate the versatility of this ceramic surface without limits.



APPLICATIONS DESIGN  
TOPS &  
KITCHEN



APPLICATIONS DESIGN  
DOORS &  
SLIDING WALLS



APPLICATIONS DESIGN  
FLOORS  
WALLS & CEILING




APPLICATIONS DESIGN  
TOPS &  
BATHROOMS



APPLICATIONS DESIGN  
INTERIOR  
DECORATION



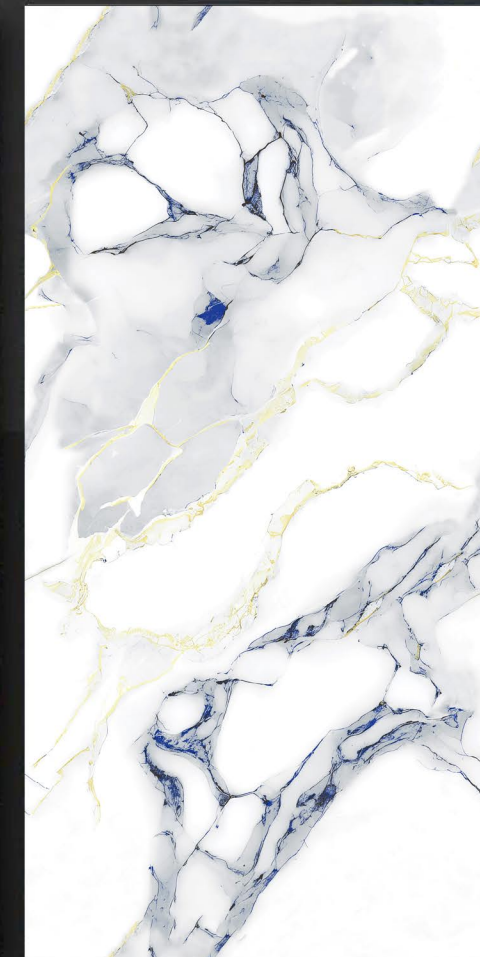


APPLICATIONS DESIGN  
FACADE




**18055**

**FINISH**  
GLOSSY  
**ENDLESS**

**SIZE**  
600 X 1200









**18056**

**FINISH**  
GLOSSY  
**ENDLESS**

**SIZE**  
600 X 1200









18057

**FINISH**  
GLOSSY

**SIZE**  
600 X 1200






**18058**

**FINISH**  
GLOSSY  
**ENDLESS**

**SIZE**  
600 X 1200







**18059**

**FINISH**  
GLOSSY

**SIZE**  
600 X 1200





**18001**

**FINISH**  
GLOSSY

**SIZE**  
600 X 1200





**18002**

**FINISH**  
GLOSSY

**SIZE**  
600 X 1200





**18003**

**FINISH**  
GLOSSY

**SIZE**  
600 X 1200





**18004**

**FINISH**  
GLOSSY

**SIZE**  
600 X 1200






**18005**

**FINISH**  
GLOSSY

**SIZE**  
600 X 1200





**18006**

**FINISH**  
GLOSSY

**SIZE**  
600 X 1200





**18007**

**FINISH**  
GLOSSY

**SIZE**  
600 X 1200






**18008**

**FINISH**  
GLOSSY

**SIZE**  
600 X 1200





**18009**

**FINISH**  
GLOSSY

**SIZE**  
600 X 1200

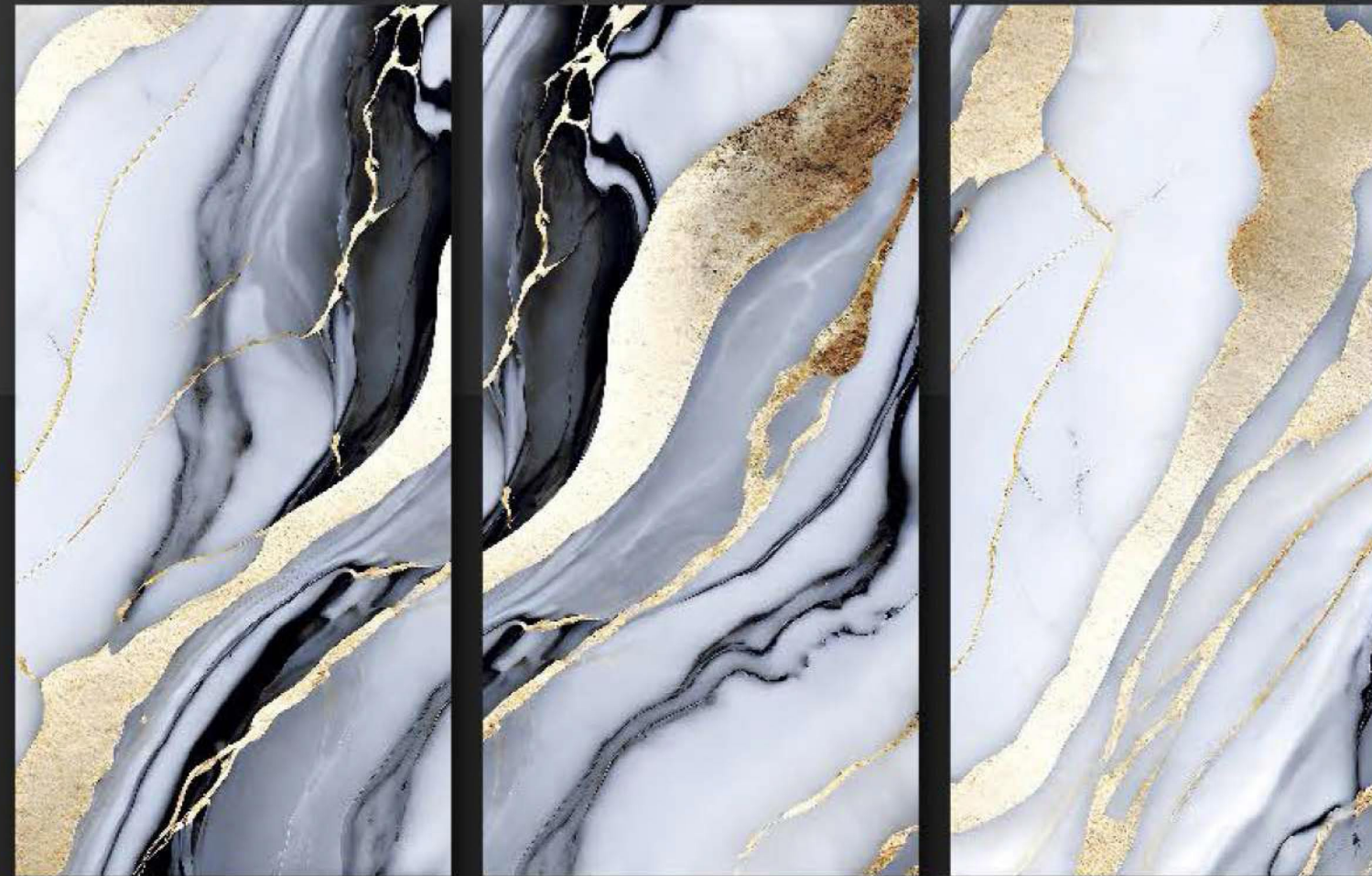




**18010**

**FINISH**  
GLOSSY

**SIZE**  
600 X 1200



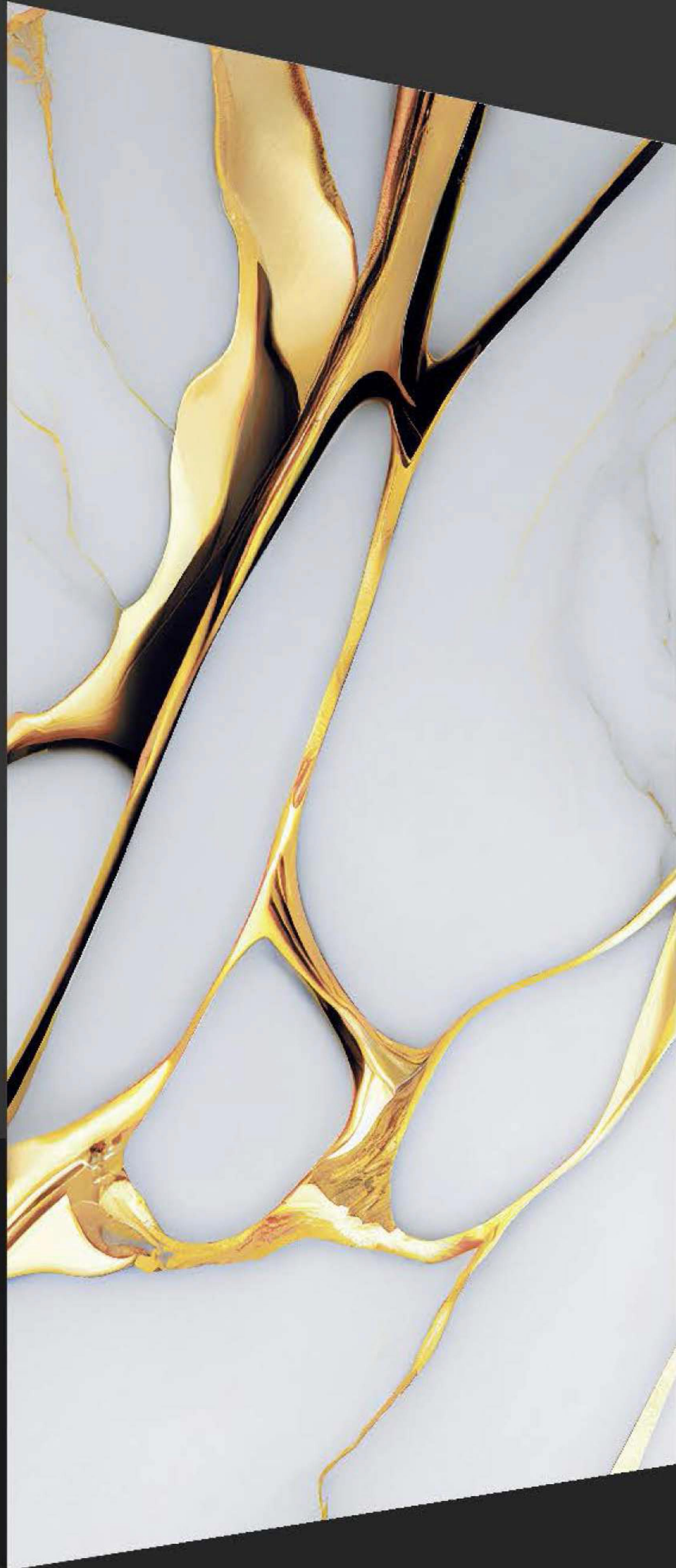


**18011**

**FINISH**  
GLOSSY

**SIZE**  
600 X 1200



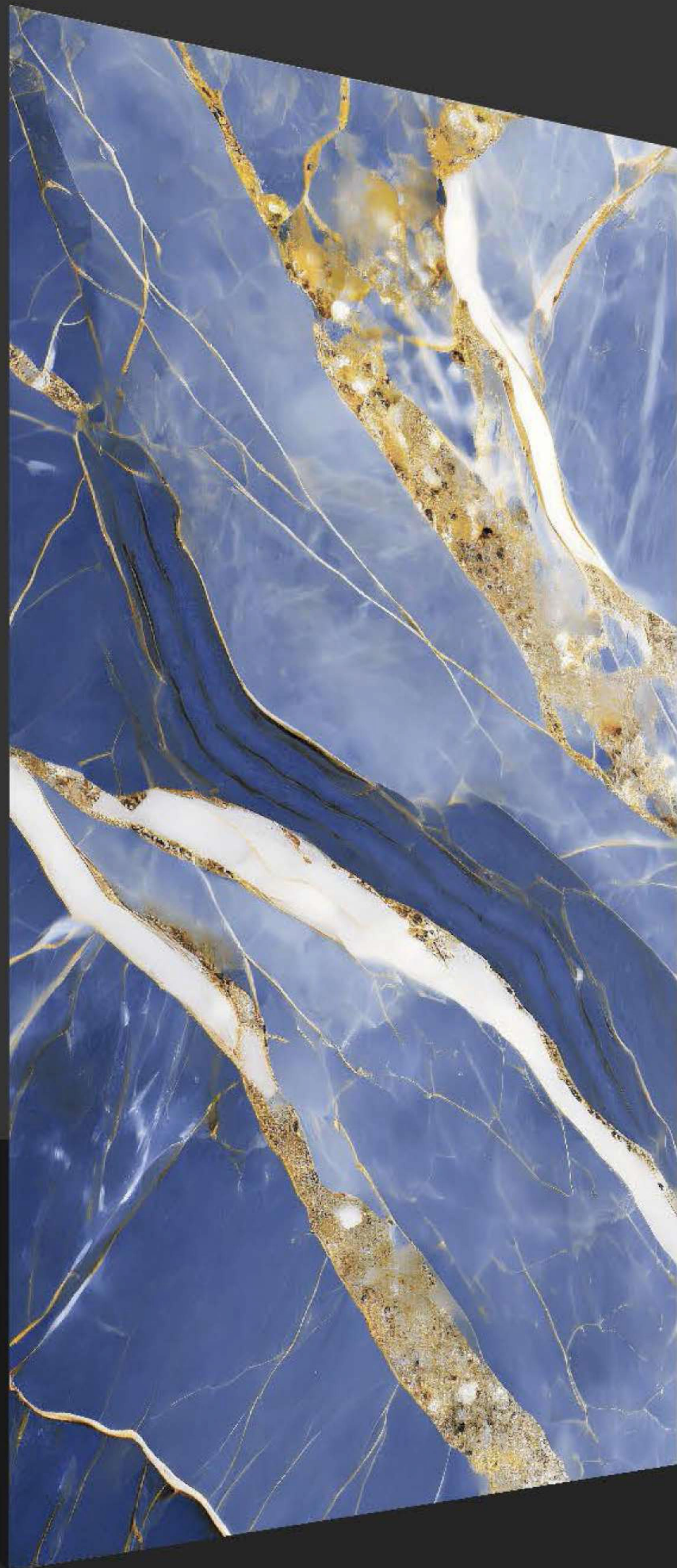


**18012**

**FINISH**  
GLOSSY

**SIZE**  
600 X 1200




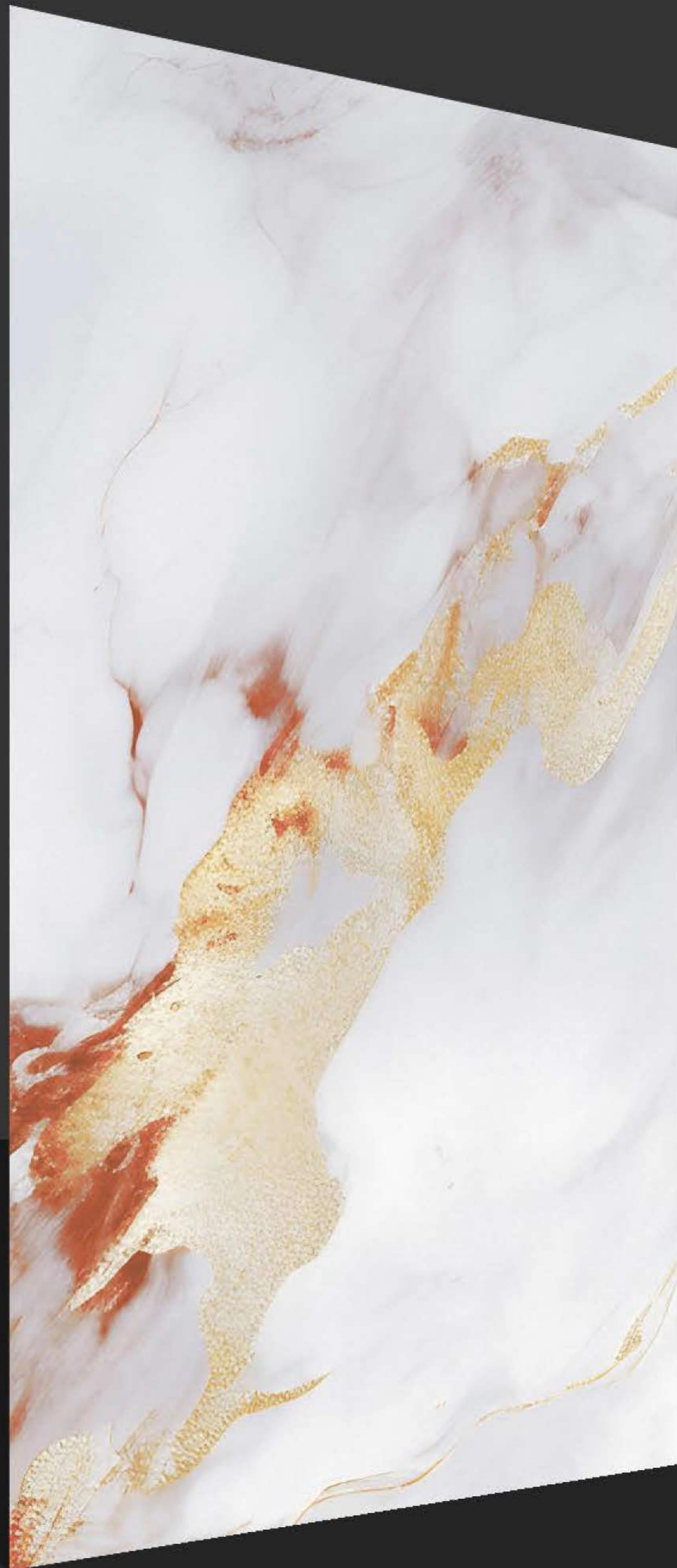


**18013**

**FINISH**  
GLOSSY

**SIZE**  
600 X 1200





**18014**

**FINISH**  
GLOSSY

**SIZE**  
600 X 1200




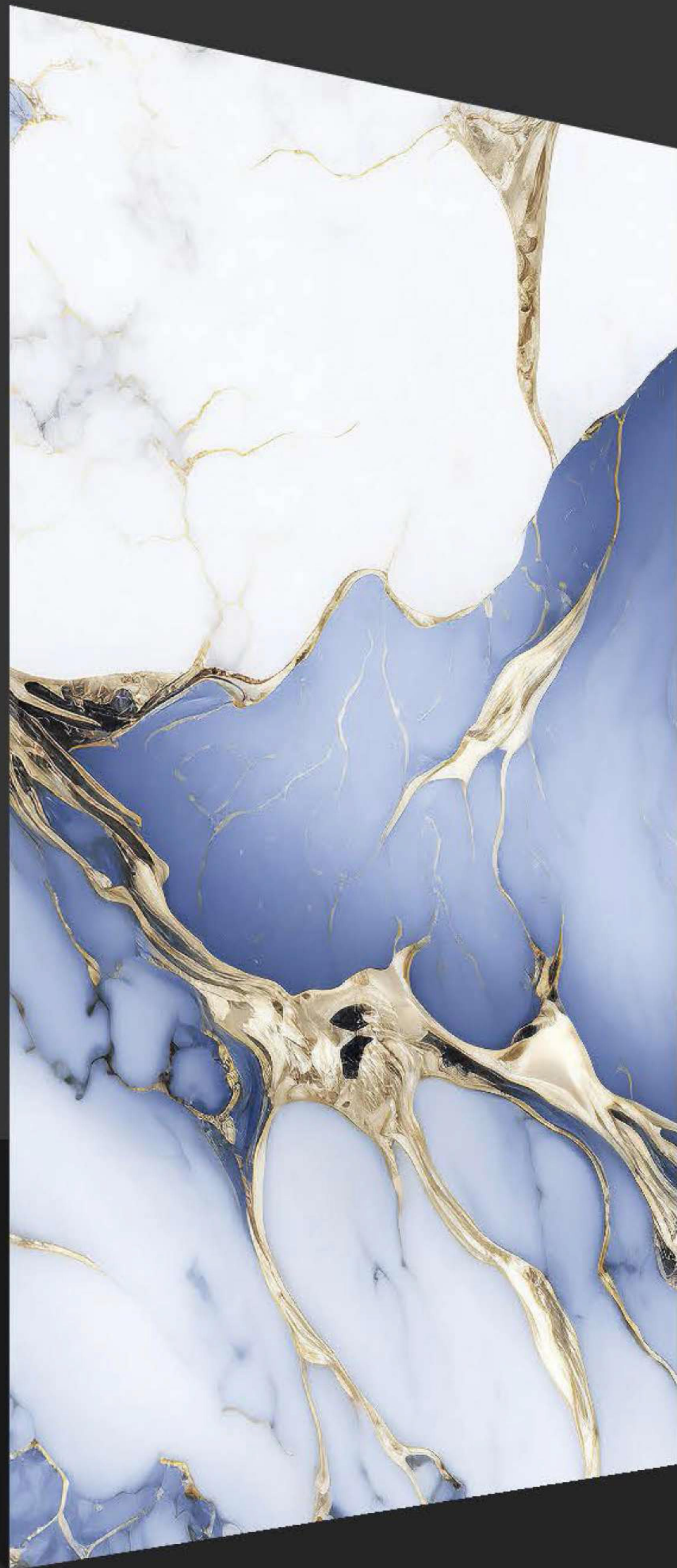


**18015**

**FINISH**  
GLOSSY

**SIZE**  
600 X 1200





**18016**

**FINISH**  
GLOSSY

**SIZE**  
600 X 1200



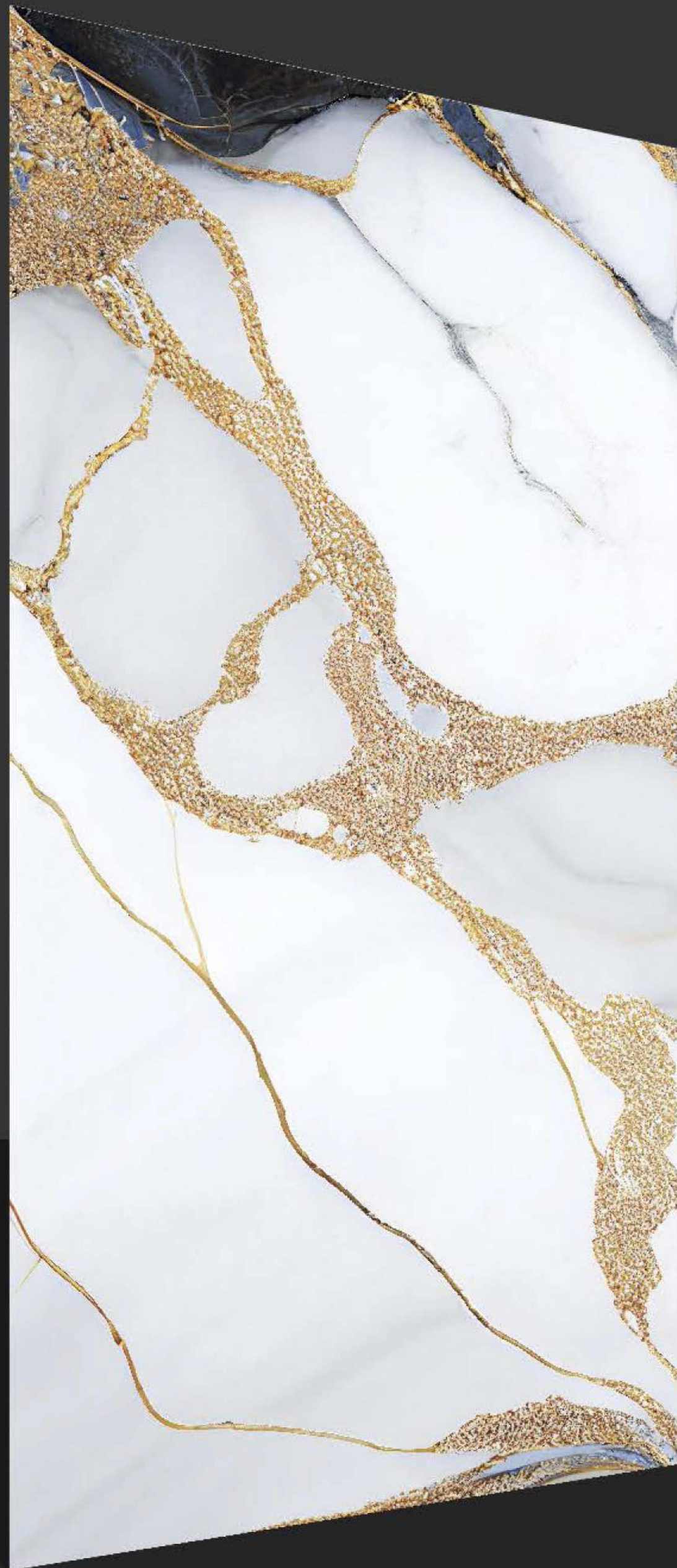


**18017**

**FINISH**  
GLOSSY

**SIZE**  
600 X 1200

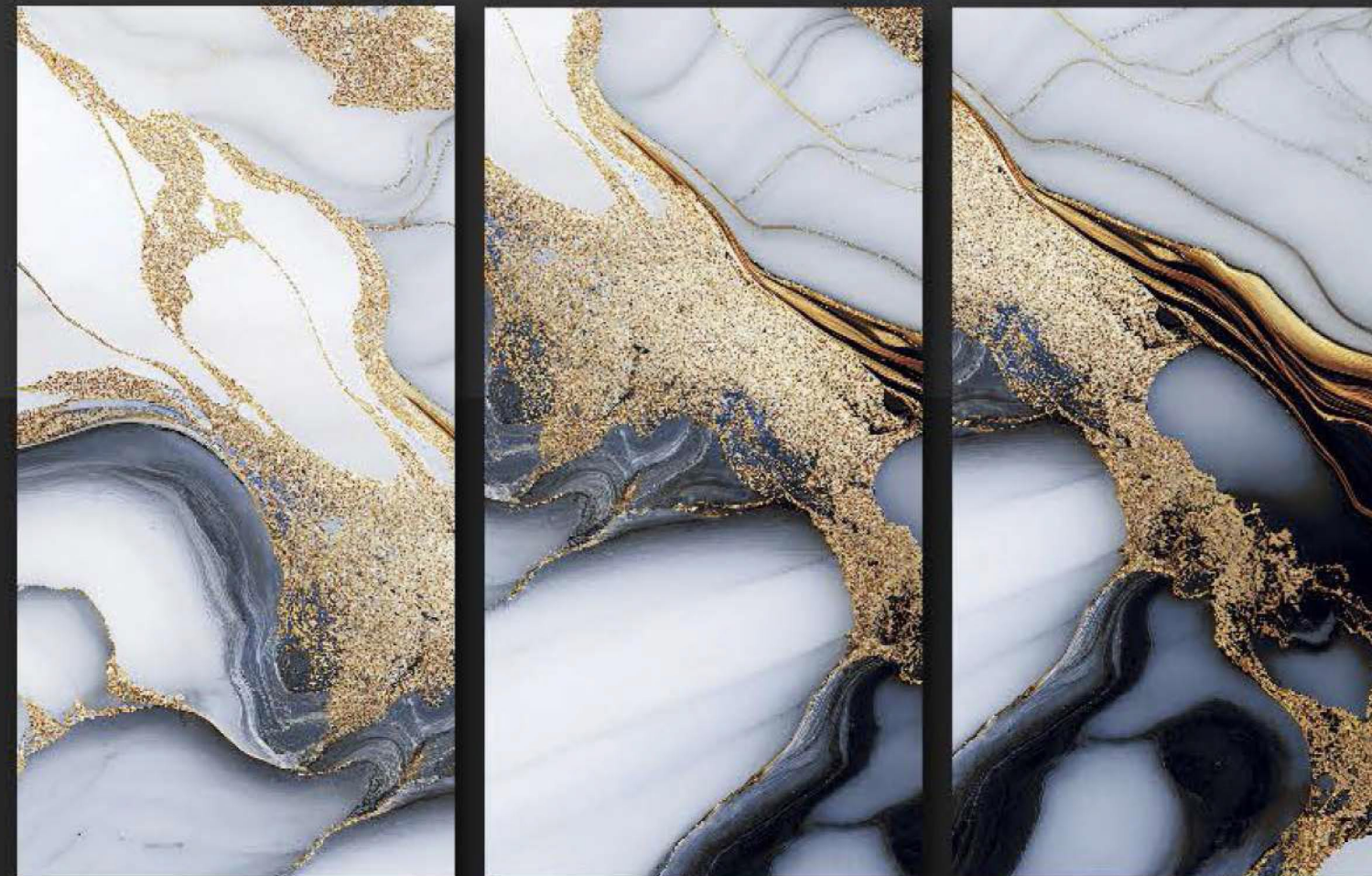





**18018**

**FINISH**  
GLOSSY

**SIZE**  
600 X 1200





**18019**

**FINISH**  
GLOSSY

**SIZE**  
600 X 1200



## 18020

SIZE



600 X 1200 MM



LIGHT WEIGHT



EASY INSTALL



FLAT



BENDING  
STRENGTH




CHEMICALS  
RESISTANCE

## 18021

SIZE



600 X 1200 MM



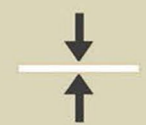
LIGHT WEIGHT



EASY INSTALL



FLAT



BENDING  
STRENGTH




CHEMICALS  
RESISTANCE

## 18022

SIZE



600 X 1200 MM



LIGHT WEIGHT



EASY INSTALL



FLAT



BENDING  
STRENGTH




CHEMICALS  
RESISTANCE

## 18023

SIZE



600 X 1200 MM



LIGHT WEIGHT



EASY INSTALL



FLAT




BENDING  
STRENGTH




CHEMICALS  
RESISTANCE

## 18024

SIZE



600 X 1200 MM




LIGHT WEIGHT



EASY INSTALL



FLAT



BENDING  
STRENGTH




CHEMICALS  
RESISTANCE

## 18025

SIZE



600 X 1200 MM



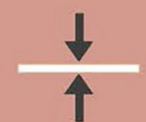
LIGHT WEIGHT



EASY INSTALL



FLAT



BENDING  
STRENGTH



CHEMICALS  
RESISTANCE

## 18026

SIZE



600 X 1200 MM



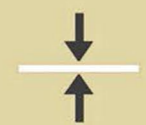
LIGHT WEIGHT



EASY INSTALL



FLAT



BENDING  
STRENGTH



CHEMICALS  
RESISTANCE

## 18027

SIZE



600 X 1200 MM




LIGHT WEIGHT



EASY INSTALL



FLAT



BENDING  
STRENGTH



CHEMICALS  
RESISTANCE

## 18028

SIZE



600 X 1200 MM



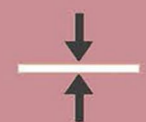
LIGHT WEIGHT



EASY INSTALL



FLAT



BENDING  
STRENGTH




CHEMICALS  
RESISTANCE

## 18029

SIZE



600 X 1200 MM




LIGHT WEIGHT



EASY INSTALL



FLAT



BENDING  
STRENGTH





CHEMICALS  
RESISTANCE

## 18030

SIZE



600 X 1200 MM



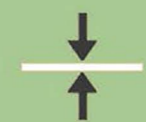
LIGHT WEIGHT



EASY INSTALL



FLAT



BENDING  
STRENGTH





CHEMICALS  
RESISTANCE

## 18031

SIZE



600 X 1200 MM



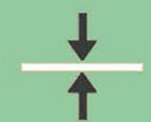
LIGHT WEIGHT



EASY INSTALL



FLAT




BENDING  
STRENGTH





CHEMICALS  
RESISTANCE

## 18032

SIZE



600 X 1200 MM



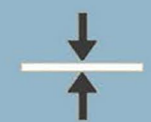
LIGHT WEIGHT



EASY INSTALL



FLAT



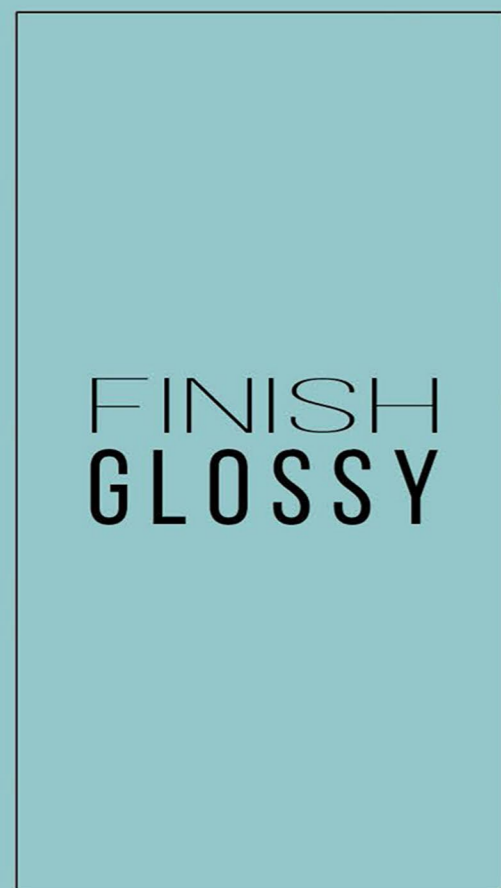
BENDING  
STRENGTH




CHEMICALS  
RESISTANCE

## 18033

SIZE



600 X 1200 MM



LIGHT WEIGHT



EASY INSTALL



FLAT




BENDING  
STRENGTH




CHEMICALS  
RESISTANCE

**18034**

SIZE



600 X 1200 MM



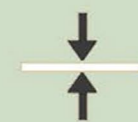
LIGHT WEIGHT



EASY INSTALL



FLAT



BENDING  
STRENGTH




CHEMICALS  
RESISTANCE

## 18035

SIZE



600 X 1200 MM



LIGHT WEIGHT



EASY INSTALL



FLAT



BENDING  
STRENGTH




CHEMICALS  
RESISTANCE

## 18036

SIZE



600 X 1200 MM



LIGHT WEIGHT



EASY INSTALL



FLAT



BENDING  
STRENGTH






CHEMICALS  
RESISTANCE

## 18037

SIZE



600 X 1200 MM



LIGHT WEIGHT



EASY INSTALL



FLAT



BENDING  
STRENGTH



CHEMICALS  
RESISTANCE

## 18038

SIZE



600 X 1200 MM




LIGHT WEIGHT



EASY INSTALL



FLAT



BENDING  
STRENGTH



CHEMICALS  
RESISTANCE


## 18039

SIZE



FINISH  
GLOSSY

600 X 1200 MM




LIGHT WEIGHT



EASY INSTALL



FLAT



BENDING  
STRENGTH



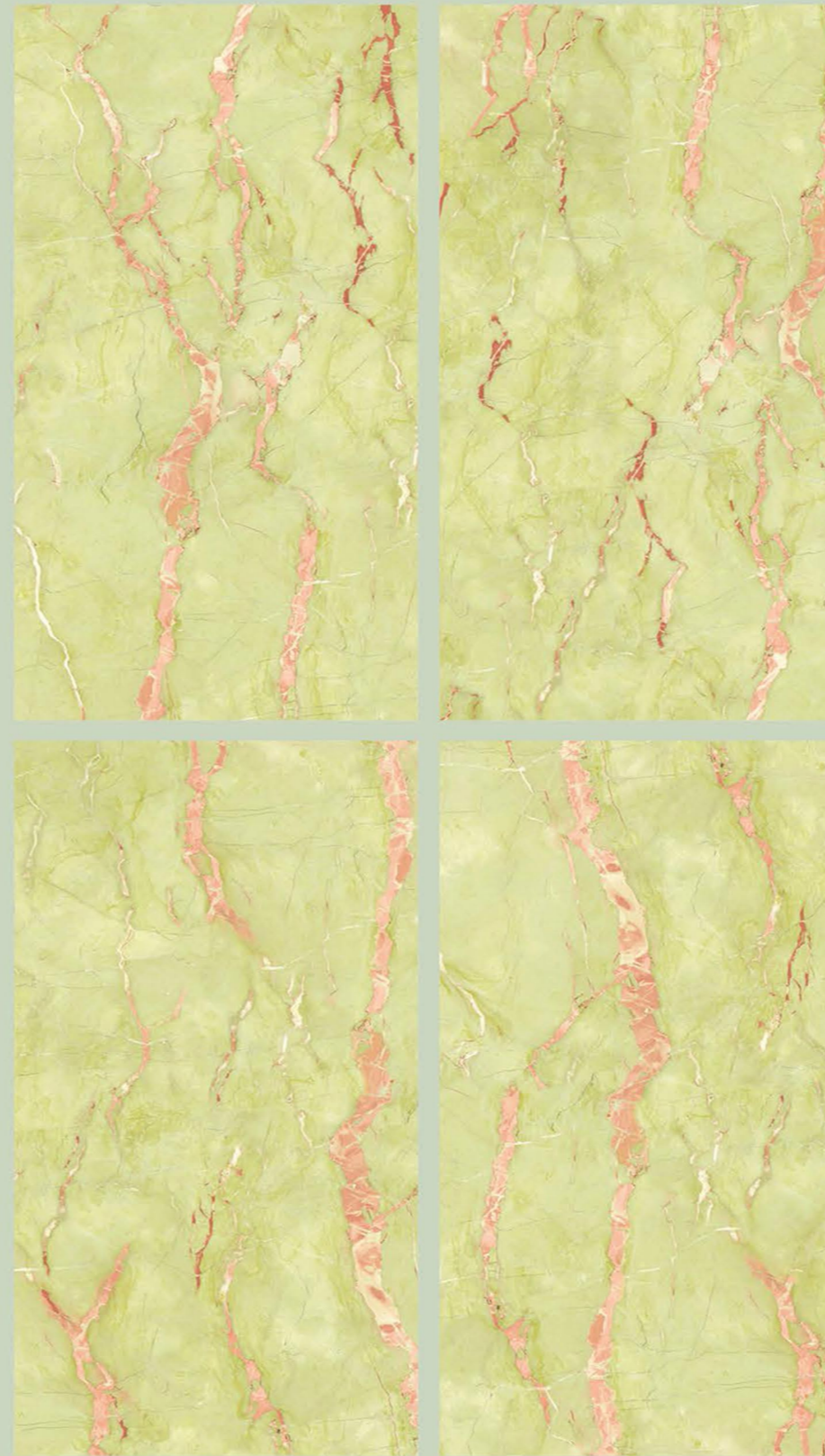
CHEMICALS  
RESISTANCE

## 18040

SIZE



600 X 1200 MM



LIGHT WEIGHT



EASY INSTALL



FLAT



BENDING  
STRENGTH




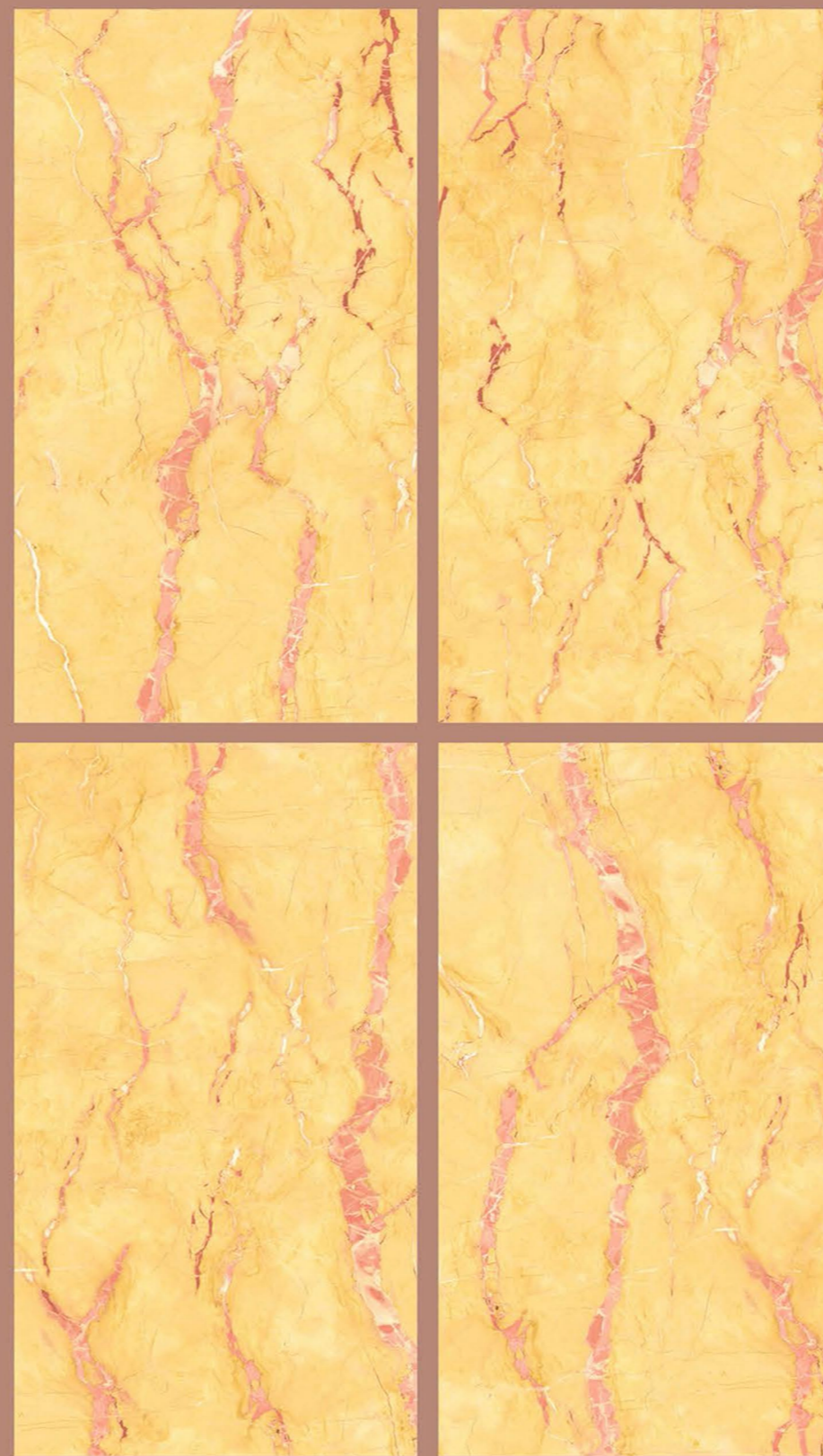
CHEMICALS  
RESISTANCE

## 18041

SIZE



600 X 1200 MM



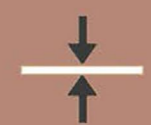
LIGHT WEIGHT



EASY INSTALL



FLAT



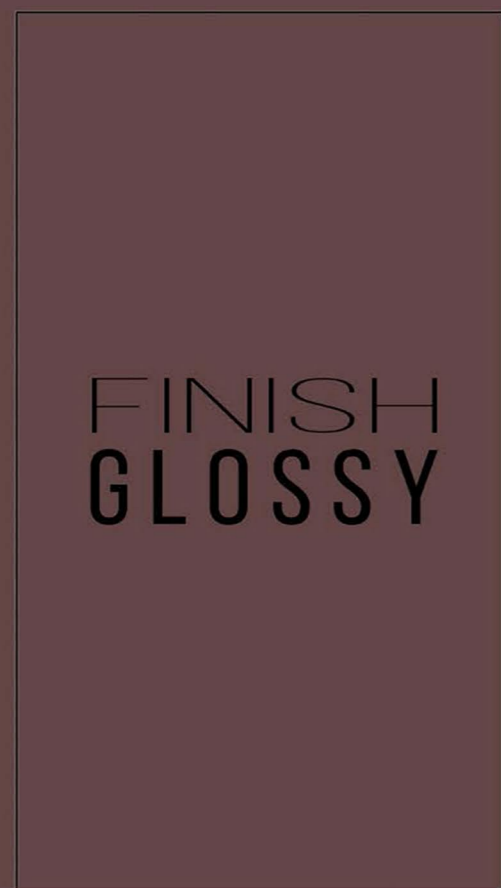
BENDING  
STRENGTH



CHEMICALS  
RESISTANCE


## 18042

SIZE



FINISH  
GLOSSY

600 X 1200 MM



LIGHT WEIGHT



EASY INSTALL



FLAT



BENDING  
STRENGTH




CHEMICALS  
RESISTANCE

## 18043

SIZE



600 X 1200 MM



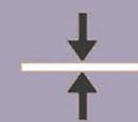
LIGHT WEIGHT



EASY INSTALL



FLAT



BENDING  
STRENGTH





CHEMICALS  
RESISTANCE

## 18044

SIZE



600 X 1200 MM



LIGHT WEIGHT



EASY INSTALL



FLAT




BENDING  
STRENGTH




CHEMICALS  
RESISTANCE

18045

SIZE



600 X 1200 MM



LIGHT WEIGHT



EASY INSTALL



FLAT



BENDING  
STRENGTH



CHEMICALS  
RESISTANCE

## 18046

SIZE



600 X 1200 MM



LIGHT WEIGHT



EASY INSTALL



FLAT



BENDING  
STRENGTH



CHEMICALS  
RESISTANCE

## 18047

SIZE



600 X 1200 MM



LIGHT WEIGHT



EASY INSTALL



FLAT



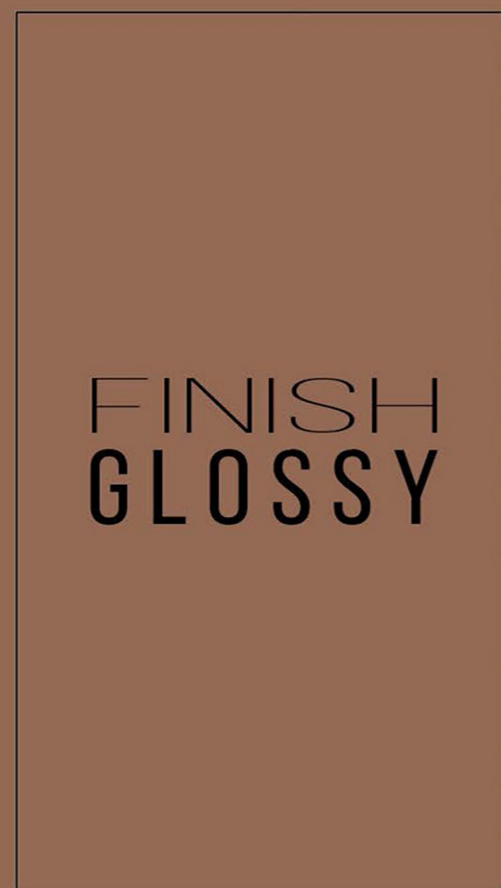
BENDING  
STRENGTH





CHEMICALS  
RESISTANCE

## 18048

SIZE



600 X 1200 MM



LIGHT WEIGHT



EASY INSTALL



FLAT




BENDING  
STRENGTH




CHEMICALS  
RESISTANCE

## 18049

SIZE



600 X 1200 MM



LIGHT WEIGHT



EASY INSTALL



FLAT



BENDING  
STRENGTH





CHEMICALS  
RESISTANCE

## 18050

SIZE



600 X 1200 MM



LIGHT WEIGHT



EASY INSTALL



FLAT



BENDING  
STRENGTH




CHEMICALS  
RESISTANCE

## 18051

SIZE



600 X 1200 MM



LIGHT WEIGHT



EASY INSTALL



FLAT



BENDING  
STRENGTH




CHEMICALS  
RESISTANCE

## 18052

SIZE



600 X 1200 MM



LIGHT WEIGHT



EASY INSTALL



FLAT



BENDING  
STRENGTH



CHEMICALS  
RESISTANCE

## 18053

SIZE



600 X 1200 MM




LIGHT WEIGHT



EASY INSTALL



FLAT



BENDING  
STRENGTH




CHEMICALS  
RESISTANCE

## 18054

SIZE



600 X 1200 MM



LIGHT WEIGHT



EASY INSTALL



FLAT



BENDING  
STRENGTH



CHEMICALS  
RESISTANCE